

FLY 
WENATCHEE
WHERE WILL YOU GO TODAY?
PANGBORN MEMORIAL AIRPORT

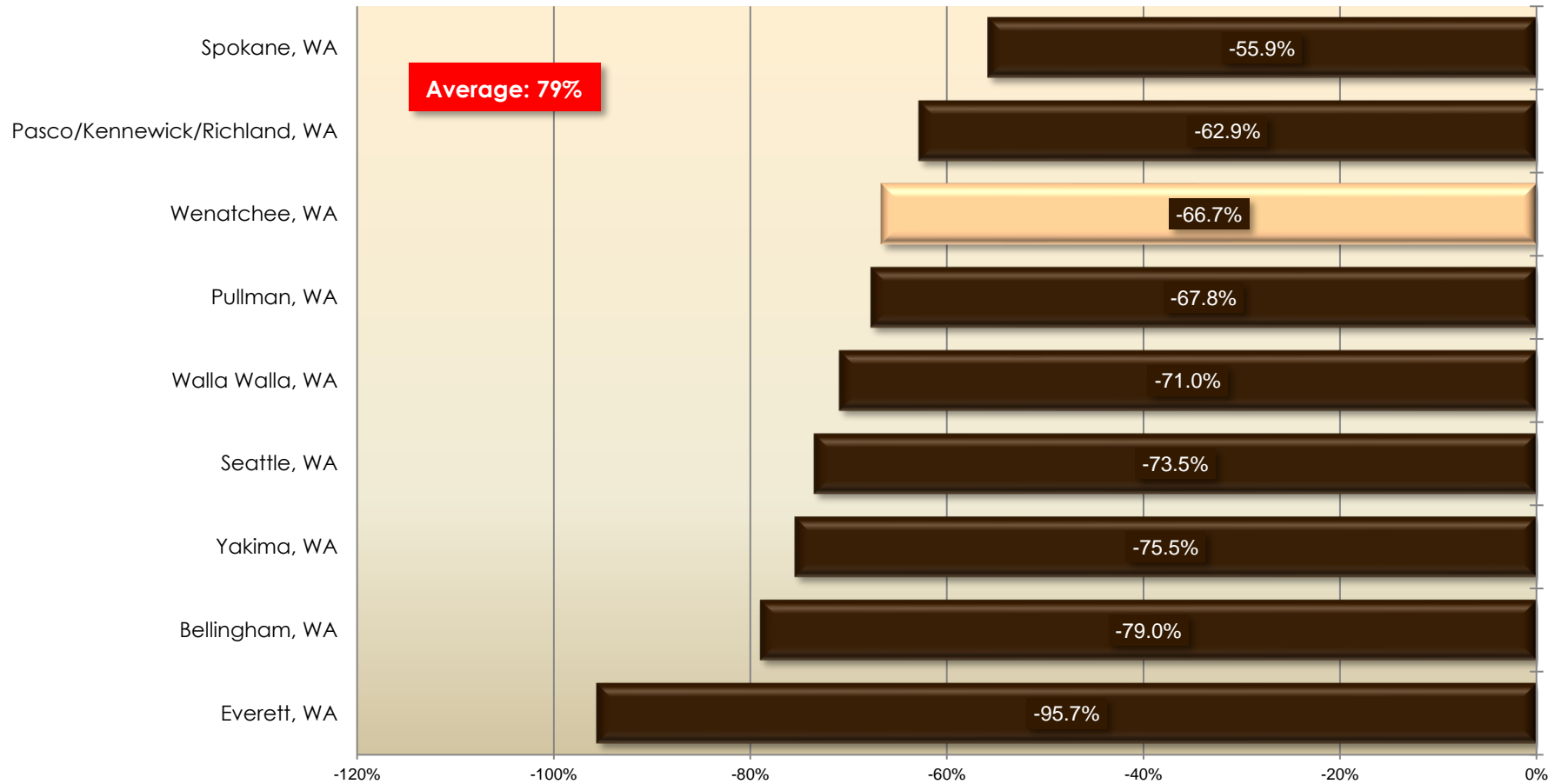
**WENATCHEE MARKET RECOVERY
PLANNING FOR THE POST-PANDEMIC**



WENATCHEE HAD THE THIRD-LOWEST SUMMER PASSENGER DECLINE IN WASHINGTON STATE, 12-POINTS BETTER THAN AVERAGE

Passenger Change at Washington State Airports

June 1, 2020 – September 5, 2020

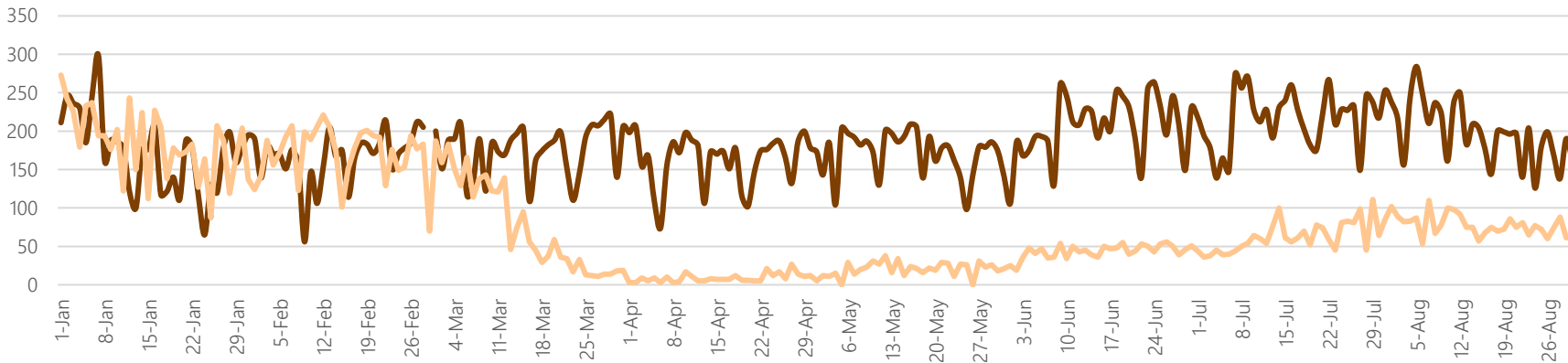


Source: Volaire Aviation Consulting Analysis of Airline Data, Inc. TSA Screening Data

AFTER EXCEPTIONALLY DIFFICULT MONTHS IN APRIL AND MAY, WENATCHEE PASSENGERS HAVE REBOUNDED WELL, BACK TO 40% OF NORMAL

Wenatchee Daily and Monthly TSA Screenings

January 1, 2019 – August 30, 2020; Source: Airline Data, Inc. TSA Screening Data



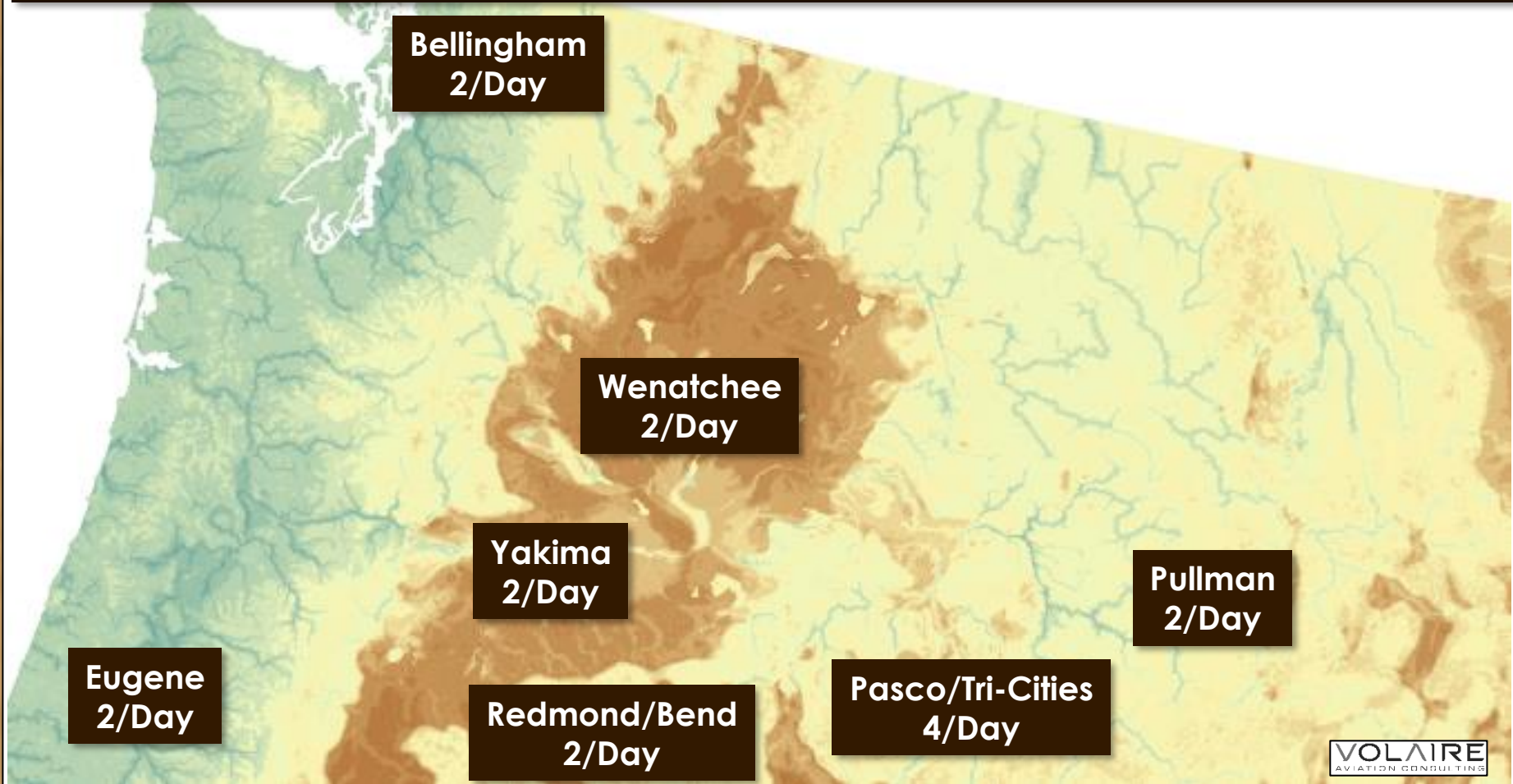
	2019	2020	Change	% Change
January	5,342	5,678	336	6.3%
February	4,658	4,945	287	6.2%
March	5,431	2,414	-3,017	-55.6%
April	4,888	272	-4,616	-94.4%
May	5,316	629	-4,687	-88.2%
June	6,168	1,313	-4,855	-78.7%
July	6,709	1,949	-4,760	-70.9%
August	6,040	2,335	-3,705	-61.3%
September	5,421			
October	5,655			
November	6,016			
December	6,760			



ALASKA IS SERVING MOST OF THE NORTHWEST WITH THE SAME SERVICE PATTERN FROM THE SEATTLE HUB

Alaska's Seattle Scheduled Service by Market in the Northwest

For December 2020



VOLAIRE
AVIATION CONSULTING

AS AIRLINES SHUFFLE NETWORKS, OPPORTUNITIES COULD SHIFT, AND WE MUST BE PREPARED TO SHIFT OUR PRIORITIES TO GAIN SERVICE





FOR ADDITIONAL INFORMATION

TRENT MOYERS
DIRECTOR OF AIRPORTS

ONE CAMPBELL PARKWAY SUITE A
EAST WENATCHEE, WA 98802

(509) 884-2494
TRENT@CDRPA.ORG