



Public Power Benefits:

Summary, Funding, and Project Highlights

As of May 14, 2018

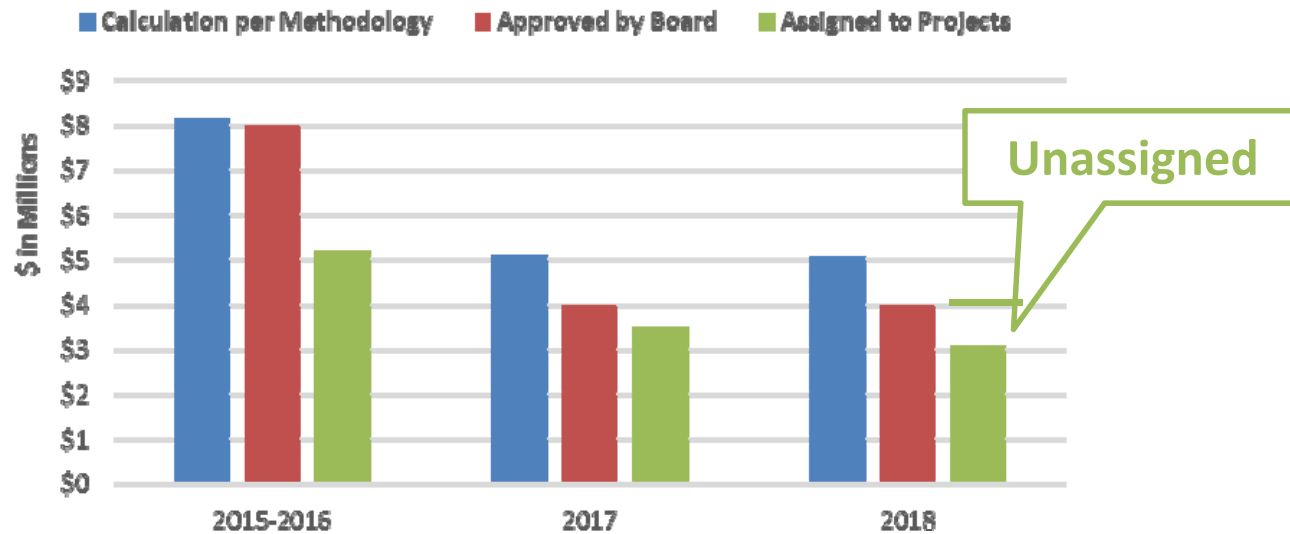
Background

- Board launched outreach in January 2014
- Use **excess** revenue to enhance quality of life for customer-owners in Chelan County
- Crawl > Walk > Run: initial cap at 10% excess
Board can override the 10% guidepost
- “Start-up” acknowledged as more exploratory
- Financial outlooks are increasingly less favorable than at program’s launch three years ago
- Past financial performance has exceeded our expectations

Funding: 2018

- Board formally approved 2018's \$4M on June 26, 2017
- Board approved three projects for 2018: \$3.1M
- \$0.9M in unassigned funds remaining for 2018

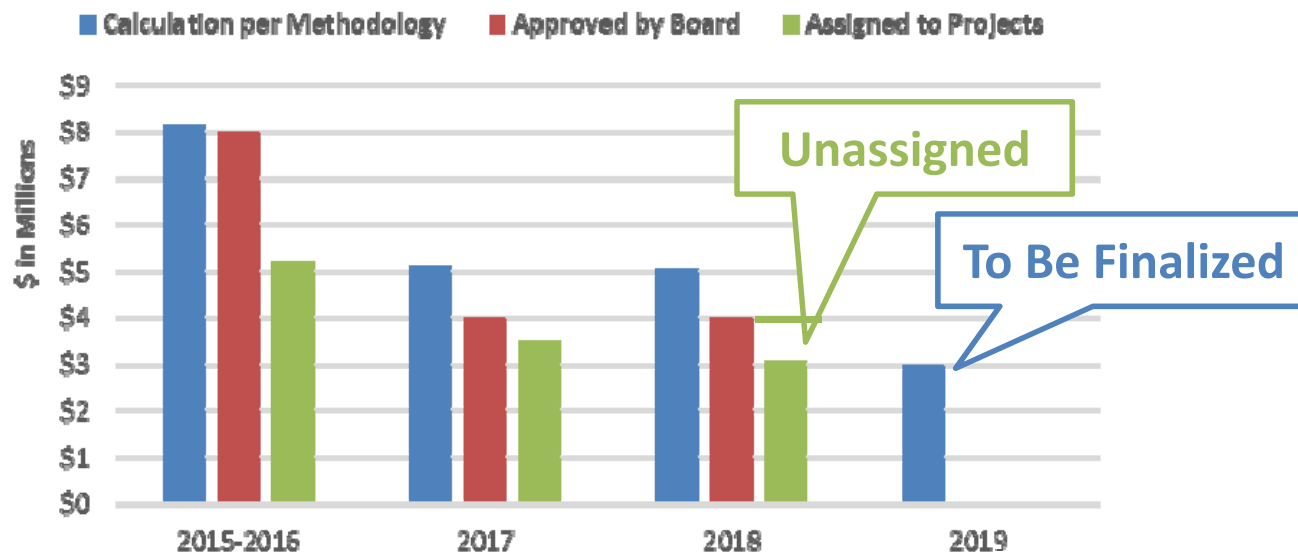
PPB Funding by Budget Period (\$M)



Funding: 2019

- Funding has been \$4M per year
- Funding allocations have averaged \$3M per year
- Recommending 2019 funding between \$3M and \$4M

PPB Funding by Budget Period (\$M)



The Best for the Most for the Longest: Since Launch

Parks

- Days Use Passes: over 6,000 issued since July 2015

Fiber

- ITD: Approximately 2,000 premises passed with over 370 connections
- County coverage now at 74%

Charging Stations

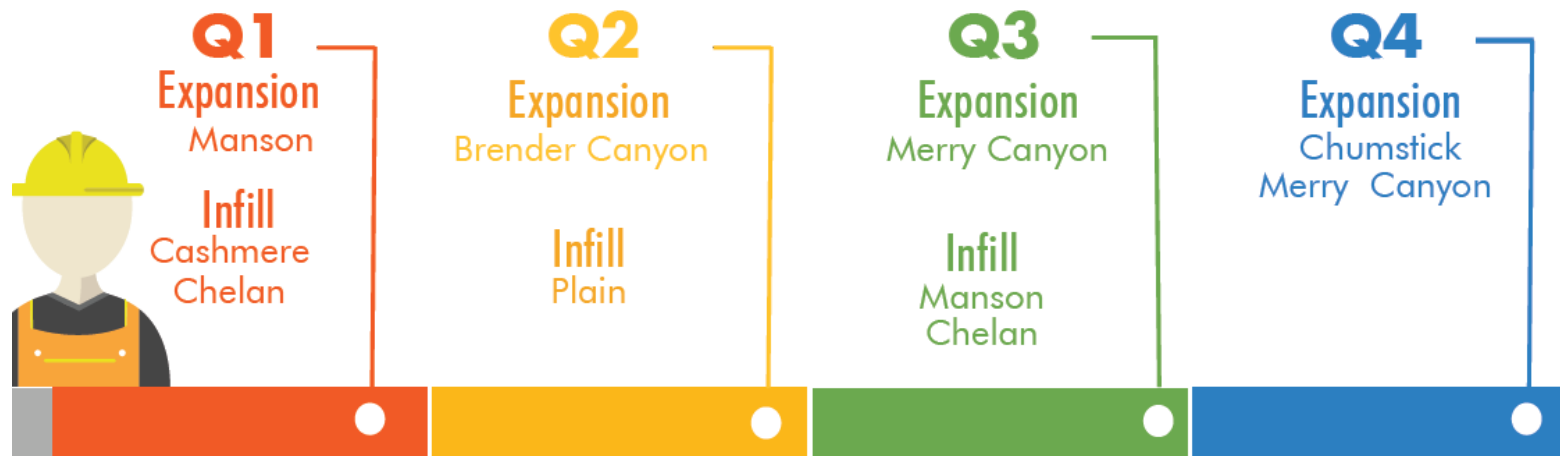
- \$65k in capital; five stations at four locations
- 1,250+ charging sessions courtesy of Cascade Autocenter

Job/Work Readiness

- Collaborated with WVC to establish a 4-year Engineering Technology program




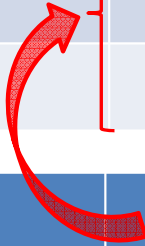
The Best for the Most for the Longest: 2018 Highlights

- Day Use Passes: **Over 2,300** issued
- Fish Viewing Window conceptual design complete
- Job Readiness: Partnering with local agencies to create a position specifically for developmentally disabled candidates
- Fiber - continued expansion and infill (see below)



Phase A: Fish Viewing



2018 Funding Period: Initial Selections		Amount
Fiber		\$2,500,000
Parks: Day Use Pass 2018		\$50,000
Hydro Research Institute		\$550,000
2018 Funding Period: Empty for Potential Additions		
<i>Rocky Reach Museum Story (current estimate = \$996K)</i>		<i>*reserve remaining \$900,000</i>
<i>Other?</i>		
Unassigned		\$900,000
Total		\$4,000,000

2019 Funding Period: Initial Suggestions	Amount
Fiber	\$2,300,000
Parks: Day Use Pass 2019	\$50,000
Fund remaining RR Museum Story	\$100,000

2019 Funding Period: Empty for Potential Additions	
---	---
---	---

Unassigned	TBD
Total	TBD

Summary of Cost for Museum Move and New Story Options

				2018												2019												'20												
Museum Move	PROJECT DESCRIPTION	ROCKY REACH HYDRO O & M BUDGET	ROCKY REACH HYDRO CAPITAL	PUBLIC POWER BENEFIT	J F M A M J J A S O N D J F M A M J J A S O N D J F M A M																																			
						Discovery Center Roof	\$ (493,000)	\$ 493,000																																
					\$ -																																			
	TENANT IMPROVEMENTS DISCOVERY CENTER: <small>OFFICE/SECURITY ADDITION, BALCONY EXTENSION, KIOSK, PLUMBING</small>	\$ 708,000	\$ 184,000																																					
	MUSEUM EXHIBIT MOVE AND UPDATE THEATRE LEVEL VISITOR CENTER	\$ 1,474,000																																						
		\$ 2,182,000	\$ 184,000	\$ -	\$ 2,366,000																																			
New Story	DISCOVERY CENTER NEW EXHIBITS LOBBY LEVEL DEVELOP NEW STORY			\$ 145,000																																				
	DISCOVERY CENTER NEW EXHIBITS LOBBY LEVEL NEW STORY			\$ 855,000																																				
				\$ 1,000,000	\$ 1,000,000																																			
TOTALS BY FUND		\$ 2,182,000	\$ 184,000	\$ 1,000,000	\$ 3,366,000																																			

Requested Guidance for Today

- Guidance on program funding level
 - Staff recommendation is between \$3-4M
- Guidance on projects for funding in **2018**
 - PPB: Rocky Reach Museum Story: \$900K
 - Visitor Center Roof Extension: \$493K
- Guidance on projects for funding in **2019**
 - PPB: Fiber: \$2.3M
 - PPB: Parks Day Use Pass: \$50K
 - PPB: Rocky Reach Museum Story : \$100K
 - Tenant Improvements For Museum Move: \$2.366 M

Next Steps

- **June 4:**
 - Decision for 2019 PPB program funding level
 - Decision for additional projects from 2018 balance
 - Initial allocation of projects from 2019 funding
- **Early fall:**
 - Program update
 - Decision point to allocate additional funds for 2018 or 2019 based on study results and new information

Appendix

- 2015-2016 Project Synopsis
- 2017 Project Synopsis
- PPB Parking Lot Projects

2015-2016 Funding Period: Active or Recently Complete Projects	Total Funding
Fiber	\$3,700,000
Econ. Dev: Jobs & Work Readiness	\$172,000
Econ. Dev: Hydro Research Institute	\$250,000
Econ. Dev: Electrification Research	\$120,000
Electrification: Charging Stations	\$65,000
Parks: Horan Area Rehabilitation	\$100,000
Parks: Plain Site Improvement	\$200,000
Water/Wastewater: Regionalization Study	\$150,000
Total Active	\$4,692,000
Total Active + Complete*	\$5,800,000

* Complete includes: Splash Pad Feasibility, etc. 14

2017 Funding Period	Amount
Fiber	\$2,100,000
Rocky Reach Visitor Center Improvements	\$1,000,000
Rocky Reach Museum Move Study	\$70,000
Hydro Research Institute	\$250,000
Parks: Day Use Pass 2017	\$71,000
Parks: Beebe Camping Pilot 2017	\$30,000
Total Active	\$3,420,000
<i>Total Active + Complete</i>	<i>\$3,521,000</i>