

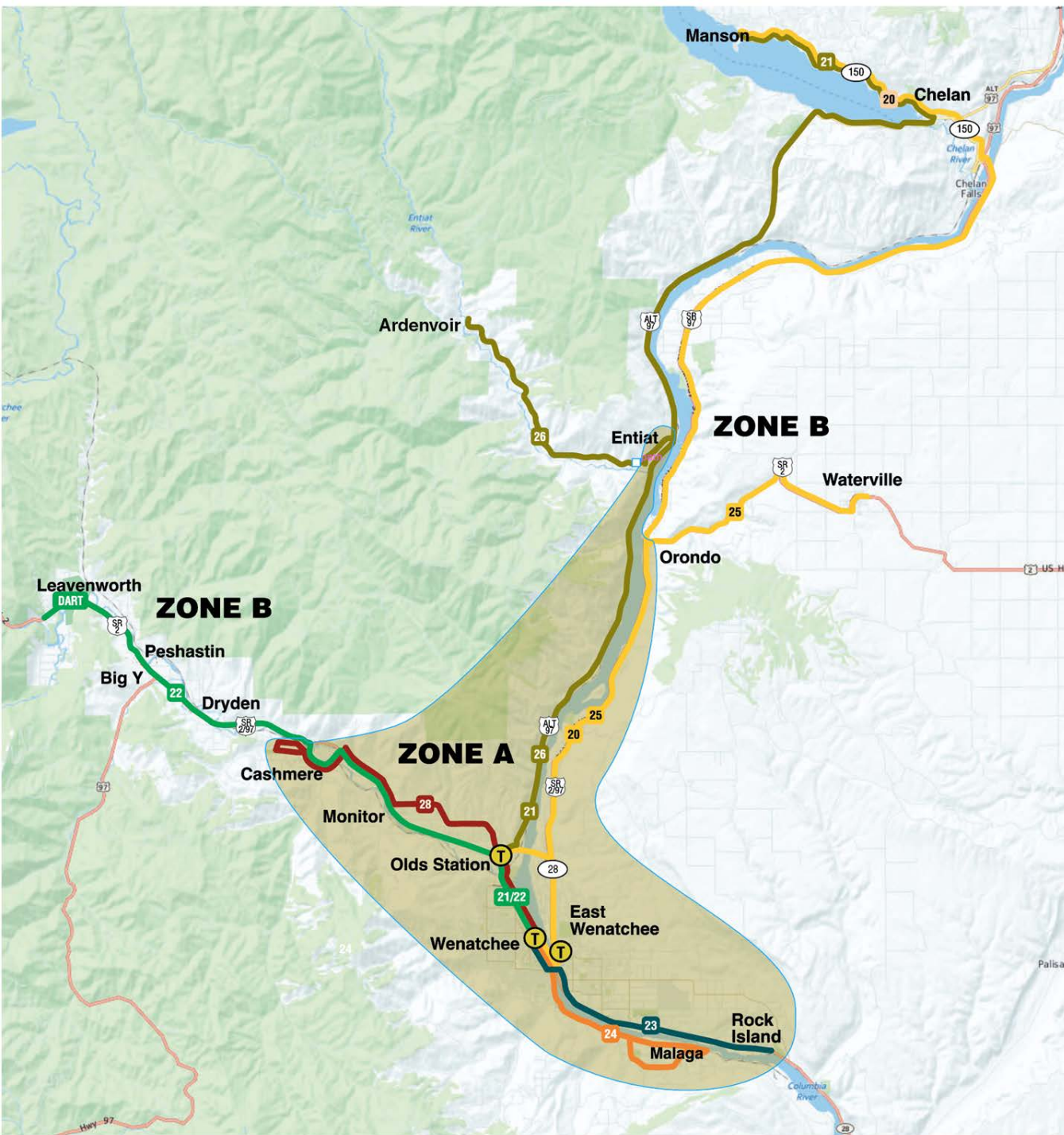


Improving Public Transit for  
Chelan and Douglas Counties



# Current System

- 3500 square mile service area  
(largest in Washington State)
- Serves 10 urban areas
- 550 route miles
- 600 bus stops
- 2.2 million miles traveled per year
- 40% of population within  $\frac{1}{4}$  mile of service
- 58% of population within  $\frac{3}{4}$  mile of service
- Buses run Monday through Saturday



# System Performance

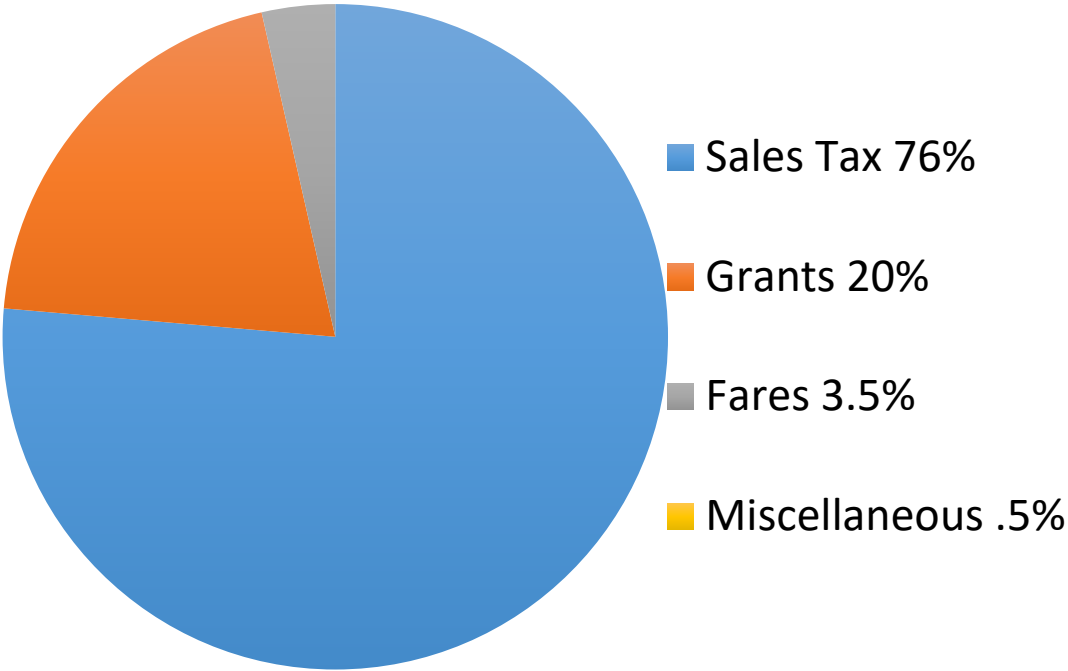


One of 11 systems (out of 377) nationwide to achieve all six Federal performance measures

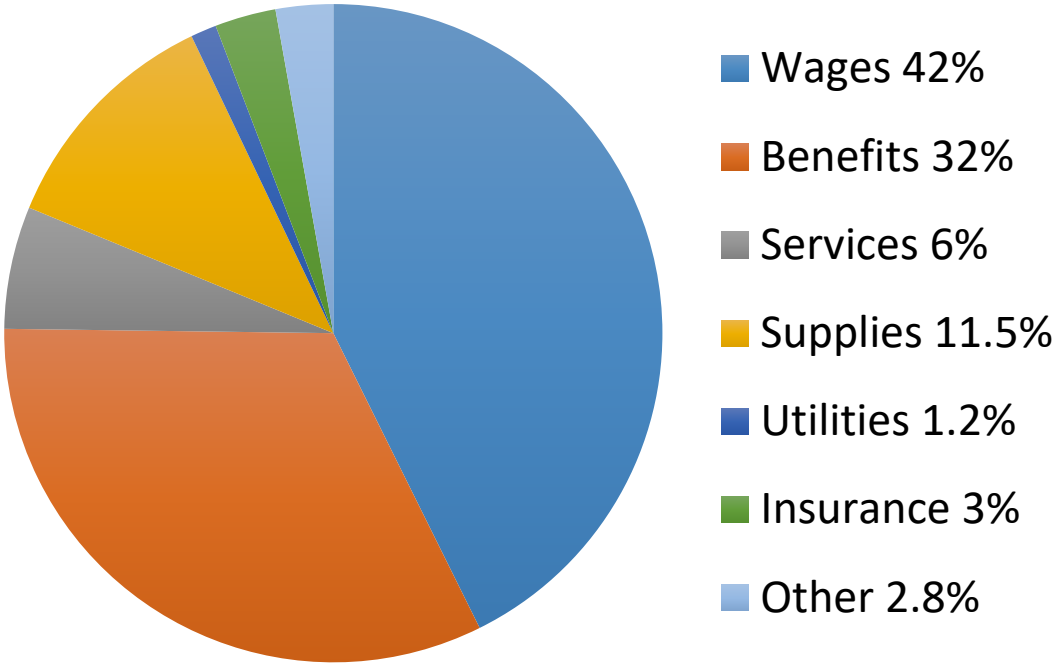
Cost per hour of service is 25% lower than the state average

# 2019 Budget Breakdown

Revenues



Expenses



# Who Are Our Riders?

- 50% riding for 2+ years, 18% riding for 10+ years
- 55% riding to work, 25% riding to school
- 32% would have driven self if transit was not available
- 17% would not have traveled if transit was not available
- 48% employed full time, 23% are students
- 32% are 45+, 53% are 34 or younger
- 53% are male, 47% are female

# Environmental Footprint

- Largest % alternative fueled transit fleet in the Northwest
- 42 Propane powered vehicles
  - 16% reduction in greenhouse gases
  - 99% reduction in other pollutants
  - 65% less cost than gasoline
- 10 Battery electric buses
  - zero emission
  - ½ cost of diesel buses
- Wireless vehicle charger – First in world 200KW
- LED lights, high efficiency cooling, water recycling – reducing utility costs



***thinklink!***

***OUR FUTURE • OUR FREEDOM • OUR PUBLIC TRANSIT***

**letsthinklink.org**

LATER SERVICE LONGER HOURS SUNDAY SERVICE  
AIRPORT SERVICE COMPUTER SERVICES MORE FREQUENT BUSES  
MORE CONVENIENT  
EARLIER SERVICE MORE BIKE RACKS FARES MORE SATURDAY SERVICE  
FEWER TRANSFERS FREE



SERVICE ATTRIBUTE	MINIMAL LIFELINE SERVICE	LIFELINE SERVICE	ENHANCED LIFELINE SERVICE	MINIMAL COMPREHENSIVE SERVICE	COMPREHENSIVE SERVICE	COMPLETE COMPREHENSIVE SERVICE
<b>FREQUENCY</b>	1 trip/day or less	1 trip/hour	1 - 2 trips/hour	2+ trips/hour	4+ trips/hour	5+ trips/hour
<b>WEEKDAYS</b>	8 AM - 5 PM	7 AM - 6 PM	6 AM - 7 PM	6 AM - 7 PM	6 AM - 7 PM	5 AM - 8 PM
<b>SATURDAY</b>	--	--	+	++	+++	+++
<b>SUNDAY</b>	--	--	+	+	++	++
<b>HOLIDAYS</b>	--	--	--	++	++	++
<b>EVENINGS 7-11P</b>	--	--	+	++	++	++
<b>LATE NIGHT 11-2A</b>	--	--	--	--	+	+
<b>COMMUTER</b>	--	--	+	++	+++	+++
<b>OTHER MODES</b>	--	--	--	--	+	++
<b>CURRENT COST</b>			<b>\$15,570,000</b>			
<b>ADDITIONAL COST</b>					<b>\$5,500,000</b>	
	Garfield County Okanogan Transit	Clallam Transit Grant Transit Jefferson Transit Mason Transit Pacific Transit Rivercities Transit Twin Transit	Grays Harbor Transit Island Transit Link Transit Skagit Transit Valley Transit Yakima Transit	Ben Franklin Transit Kitsap Transit ▶ Pierce Transit ▶ Whatcom Transit Everett Transit	Intercity Transit ▶ Spokane Transit ▶	C-Tran Spokane Transit Community Transit King County Metro

Link's 2019 operating budget

▶ Indicates that these systems are in the process of service expansion that will push them into the next category of service

# What Will It Cost?

- Will generate an additional \$5.5 million per year
- Equal to 0.2% (2 cents per ten dollar purchase)
- For average household, \$24.00 per year
- Per person - \$8.88 per year



Questions?



More information available at [www.linktransit.com/vision2020](http://www.linktransit.com/vision2020)