





CHELAN COUNTY PUD'S TREE
HEALTH AND SAFETY PROGRAM

PLANT THE RIGHT TREE IN THE RIGHT PLACE



CHELAN COUNTY
www.chelanpud.org



- Trees provide beauty and shade, and clean our air. But trees that touch or fall on power lines can cause outages and fires. Chelan PUD's Tree Health and Safety Program is designed to avoid these tree hazards.

This booklet provides suggestions on types of trees and where to plant them. More information on tree selection and placement is available at chelanpud.org/trees.


Customers with concerns about existing trees can contact a PUD arborist at (509) 661-4508.



- Managing vegetation along high-voltage power lines is a top priority for Chelan County PUD. Trees and power lines do not mix. Trees contacting power lines are a leading cause of power outages, can start fires and are a public safety hazard.

Chelan County PUD asks its customer-owners to look up and around before they plant. It is best not to plant under power lines, but if necessary, the mature height of the tree or shrub should be a maximum of 25 feet.

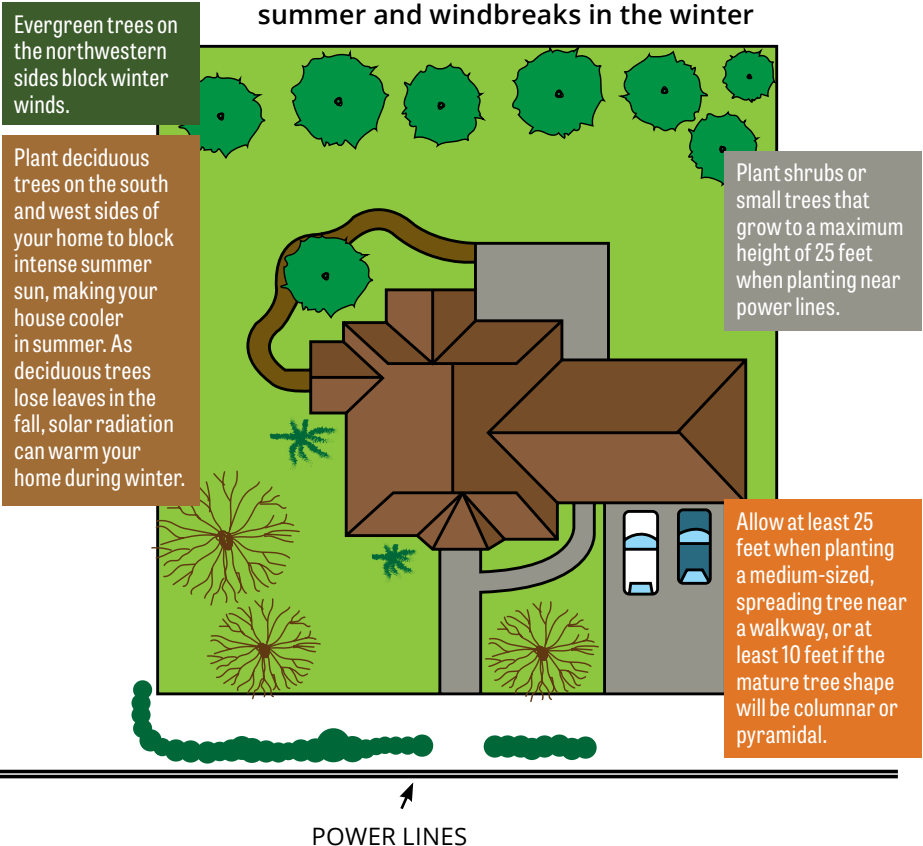
If planting next to underground electrical equipment, a minimum open space of 3 feet on the sides and back and 10 feet in front is required. Vegetation blocking transformers or other equipment makes it hard to locate the equipment, usually extending the length of outages.



A tree requires space to grow both above and below the ground. It is important to know the mature size and growth characteristics of what you are planting.

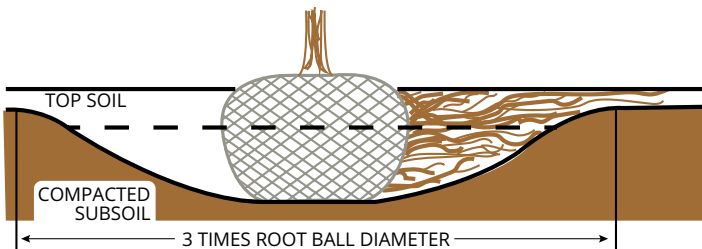
Location of critical items and objectives to consider before planting:

- overhead and underground utilities
- building foundations, sidewalks, driveways and other hardscapes
- drain fields
- maintaining a defensible firewise space with a minimum of 10 feet away from structures
- energy conservation of shading in the summer and windbreaks in the winter



■ How to plant trees and shrubs:

- State law requires contacting the Dig Council by calling 811 prior to digging to locate underground utilities (this is a free service).
- When possible it's best to plant during the spring or fall when plants are not actively growing.
- Dig the planting hole two to three times the width of the root ball, with sloping sides of the hole and the same depth as a root ball or plant container. Loosen the soil on the sloped sides of the planting hole to promote root growth. Install the plant making sure the trunk flare is level or slightly above existing grade. (Trunk flare is the location on the plant where the trunk enters the dirt).
- Before planting, remove all material wrapped around the root ball such as burlap and wire or the planting container.
- Carefully inspect the roots, making sure they are loose and spreading. If circular roots exist, use a knife or shovel to cut and spread the roots apart, creating a healthy root zone.
- Gently pack the soil from the hole around the root ball making it level with the existing grade.
- Once the plant is secure, cover the top of the planting hole with 2-4 inches of mulch keeping it 1 inch away from the trunk flare.



RECOMMENDED
UTILITY-FRIENDLY
TREES AND SHRUBS

These are suggested species for planting under or near power lines. Several cultivars of these species are power line-friendly.



Acer ginnala
AMUR MAPLE

Deciduous tree/shrub, 25 ft tall, multi-stemmed, rounded but variable. Leaves opposite, 1-3 inches long, 3-lobed, relatively long central lobe.

Sun to part shade, very adaptable, very hardy, performs best in well-drained soil. Relatively free of disease and pest problems.



■ *Acer palmatum*
■ JAPANESE MAPLE

Broadleaf deciduous tree or shrub, 15-25 ft tall, multi-trunked, variable forms. Leaves fresh green above but color varies with cultivar, fall color scarlet, orange or yellow.

Sun to part shade, well-drained soil, protect from winds.



■ *Carpinus japonica*
■ JAPANESE HORNBEAM

Deciduous tree, 20-25 ft tall, often multi-stemmed, wide spreading branches. Leaves 2-4 inches long, doubly serrate, 20-24 deeply impressed vein pairs, dark green in summer and yellowish in fall.

Sun to shade. Tolerates various soil types, best in moist, well-drained soil.



Cercis canadensis

EASTERN REDBUD

Deciduous tree, 20-25 ft tall, spreading, flattish top. Leaves are 5-7 inches across, heart-shaped, lustrous dark green color; fall color is usually mixture of pale green and yellow.

Small, showy, rosy-pink flowers in spring before leaves appear.

Sun to part shade. Does well in many soil types, except permanently wet.



Cornus florida

FLOWERING DOGWOOD

Broadleaf deciduous tree/shrub, 20-25 ft tall, low branching, spreading horizontal.

Leaves opposite, 3-5 inches long, oval or ovate, 6-7 vein pairs.

Flowers are showy, flat 3-5 inches across, white, pink or red.

Sun to part shade. Does best in well drained acid soil with sufficient organic matter. Mulch to maintain a cool, moist soil. Needs summer water. This species is susceptible to a number of pests.



Forsythia x intermedia

BORDER FORSYTHIA

Deciduous shrub 8-10 ft tall and wide, upright. Leaves 3-4 inches long, dark green above, lighter below.

Flowers 1-2 inches long, showy, pale to deep yellow, and appear in early spring.

Sun to maximize flower production. Prefers a loose soil, but will perform well in almost any soil. Needs grooming; prune after flowering by removing oldest stems or to the ground.



■ *Styrax japonicus*
■ JAPANESE SNOWBELL

Deciduous tree, 15-25 ft tall, similar width, low and horizontal branching.

Leaves medium to dark green, glabrous above. Flowers May – June, flowers are bell-shaped, 1 inch long, white with yellow stamens.

Sun to part shade, best in acid soil supplemented with organic matter.



■ *Philadelphus lewisii*
■ WILD MOCK ORANGE

Deciduous shrub, 5-10 ft tall and wide, multi-stemmed. Flowers white, 4-5 petals, fragrant.

Sun to part shade, understory plant, thrives in almost any garden soil, prune after flowering.

Very hardy native plant, drought tolerant.



■ *Pinus mugo*
■ MUGO PINE

Conifer, evergreen shrub, multi-stemmed, low growing form, wider than tall, less than 8 ft tall x 16 ft wide.

Dark green needles in pairs, 1-2 inches long, cones 1-2 inches long as well.

Sun to partial shade, prefers well-drained soil.



Cotinus coggygria

COMMON SMOKETREE

Deciduous shrub/tree, 15-25 ft tall, spreading, loose, wide as high. Leaves 1.5 - 3.5 inches long, bluish green; sometimes foliage yellow, red-purple in fall. Showy pubescent flowers provide the "smoke" appearance.

Sun; tough, adaptable to widely divergent soils, drought resistant.



■ *Acer negundo* 'Flamingo'
■ FLAMINGO BOXELDER

Deciduous tree, 20 ft tall and 15 ft wide, rounded form. Leaves light green with white and pink variegation.

Sun for best color or partial shade; but leaves may scorch in some locations if too exposed.



■ *Syringa vulgaris*
■ COMMON LILAC

Deciduous shrub, 10-15 ft tall, upright, multi-stemmed. Leaves dark green to almost bluish green. Flowers bloom in spring upright clusters, lavender or white, very fragrant.

Sun, very hardy species, moderately drought tolerant. Can aggressively fill in an area producing new shoot growth off roots.



■ *Crataegus phaenopyrum*
■ WASHINGTON
■ HAWTHORN

Deciduous tree, 15-30 ft tall, twigs thorny. Leaves lustrous dark green, fall color orange to scarlet. Showy white flowers with pink anthers, blooms profusely. Bright red glossy fruit, 3-5 nutlets (seeds) per fruit; persisting all winter.

Sun, moderate root system easy to garden under. Hardy tree, can tolerate some dry soil.



■ *Amelanchier* × *grandiflora*
■ SERVICEBERRY

Deciduous tree/shrub, 25 ft tall and 20-30 ft wide, often grown as a clump. Leaves green, becoming yellow and orange in fall. Flowers small, white and blooms in mid- to late-spring. Fruit blue-black, sweet, juicy.

Sun or part shade.



■ *Rhus typhina*
■ STAGHORN SUMAC

Deciduous tree/shrub, 15-20 ft tall, open spreading, new growth, stout velvety stems (the “staghorn”). Summer foliage dark green, but yellow-orange and scarlet in fall.

Sun; a hardy plant that tolerates dry soil. Rejuvenate by cutting to the ground.



■ *Fraxinus pennsylvanica* Leprechaun™
■ LEPRECHAUN GREEN ASH

Deciduous tree/shrub, a true genetic dwarf, often sold grafted to a standard trunk at a height of 6 ft from which it develops into a dense, compact, rounded tree about 20 ft tall with slightly less of a spread. Does not produce fruit (seeds).

Direct sun; a good, hardy small tree.



■ *Acer platanoides* 'Globosum'
■ GLOBE NORWAY MAPLE

Deciduous tree, 15 ft tall, 18 ft spread, very densely branched, compact, formal globe ("lollipop"). Leaves red-brown in spring, developing to green in summer, and yellow in fall.






■ *Prunus cerasifera* 'Thundercloud'
■ THUNDERCLOUD
■ FLOWERING PLUM,
THUNDERCLOUD PLUM

Deciduous tree, 15-20 ft tall, similar width, shrubby, twiggy and rounded, pale pink to white flowers appear before leaves. Often does not set a crop of fruit.

Sun. Any average well-drained soil. Prune after flowering to keep trees vigorous.

Spring flowering.



 *Hibiscus syriacus*
 ROSE OF SHARON


Deciduous shrub/tree, 8-12 ft tall and 10 ft wide, upright vase form. Leaves 2 - 4 inches long 3-lobed and coarsely toothed. Many cultivars with flower color ranging from white to red to purple. Fruit, a 5-valved brown capsule, persists through winter.

Full sun to part shade, prefers hot weather and does best in well-drained soils supplemented with organic material (e.g., peat moss). Valuable for late season flowers.



Sambucus racemosa

RED ELDERBERRY

Deciduous large shrub or small tree, 6-20 ft tall. Flowers yellowish-white, fruits bright red, not edible when raw, but when cooked make a good jam, pie, and wine.

Sun and part shade; prefers moist soils.



Rhododendron macrophyllum

PACIFIC RHODODENDRON

Broadleaf evergreen shrub, 12 ft tall and wide, may become a small tree 25 ft tall. Leaves elliptic 3 - 6 inches long, 1-3 inches wide, tapering at both ends, dark green above, paler below. Flowers 5-lobed, spreading bell-shaped, 1.5 inches wide, color varies from pale pink to a rosy purple, rarely white.

Sun to part shade, prefer cool understory growth habitat.



Sorbus sitchensis

WESTERN MOUNTAIN ASH

Deciduous large shrub or small tree, 6-20 ft tall. Flowers yellowish-white, fruits bright red, not edible when raw, but when cooked make a good jam, pie, and wine.

Sun and part shade; prefers moist soils.



■ *Malus floribunda*
■ JAPANESE FLOWERING
■ CRABAPPLE

Deciduous tree, 25 ft tall and 20 ft wide, rounded crown and dense. Leaves alternate, simple, sharply serrate margins, 2-3 inches. Blooms as leaves emerge. Flower single, red-pink in bud, fades to light pink or white when open, 1-2 inches wide. Fruit ½ inch in size, yellow to red.

Sun to partial shade.

■ ■ ■ **As customer-owners of Chelan
County PUD**

If you have concerns about a tree on your property or other properties, contact the Vegetation Management Department at (509) 661-4508. One of our arborists will contact you and schedule a site visit.

The PUD recognizes that people value their trees, but if you have a tree in the power lines and would consider permitting the PUD to cut it down for free, please contact us.

Chelan PUD has been recognized by the National Arbor Day Foundation, achieving the Tree Line USA award for many years.



